




# Polish leasing market

after Q3 2016

## NUMBERS



# 17.1%

The growth of Polish leasing industry after Q3 2016 (y/y)

Source: PLA



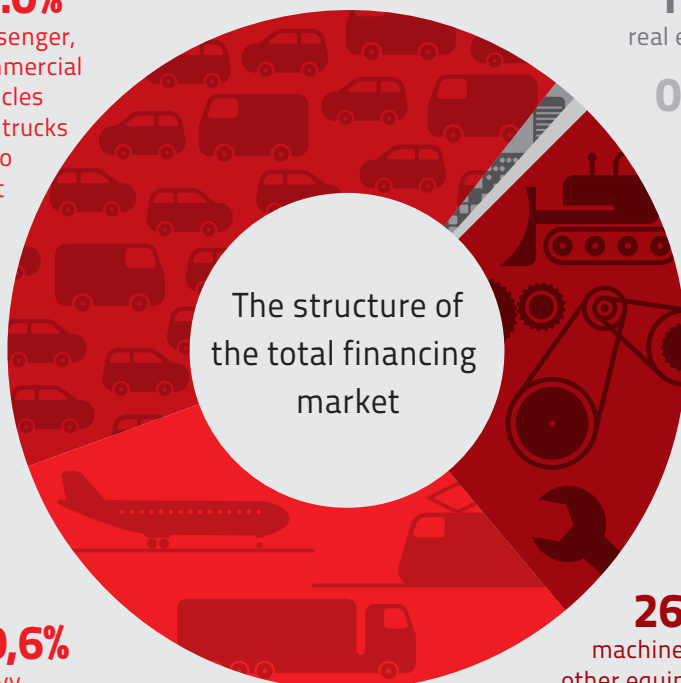
# 42

PLN bn

The total value of new leasing volumes in Poland after Q3 2016

## STRUCTURE

**41.0%** passenger, commercial vehicles and trucks up to 3.5 t

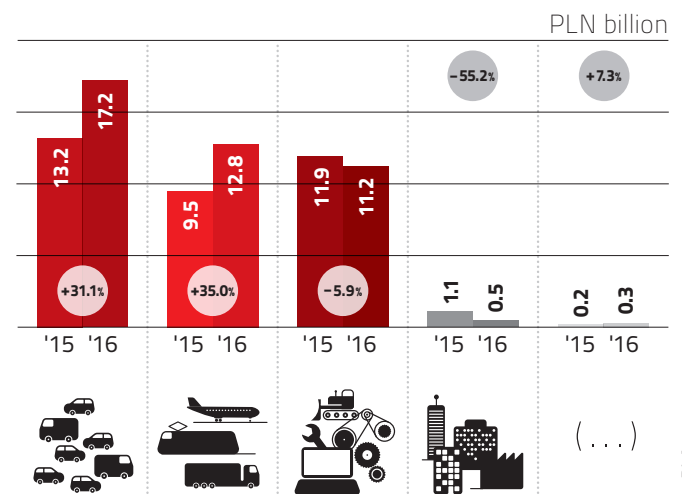


**30,6%** heavy transport

**26.6%** machines and other equipment including IT

**1.2%** real estate  
**0.6%** other

### New lease volumes per asset type – % period on period (2015/2016) after Q3

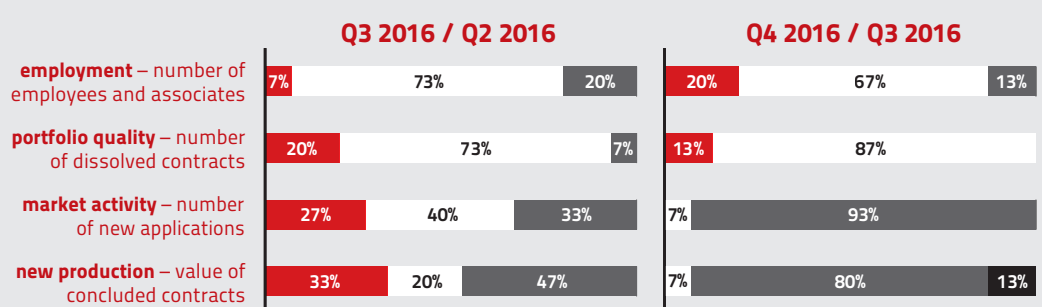


The structure of the total financing market remains quite balanced (light vehicles, machinery, heavy transport), with significantly lower than in Western Europe involvement of real estate financing.

Source: PLA

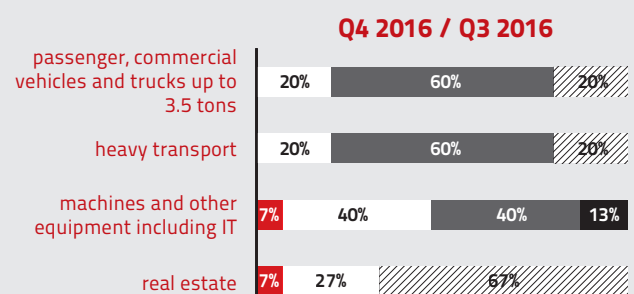
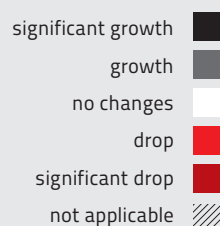
### Evaluation of leasing industry economic situation

The study concerns the assessment of the economic situation and is conducted among the people responsible for sale in leasing companies associated in the Polish Leasing Association. The data refer to the evaluation of the passing period, and trends for the next quarter. The percent amounts determine what share of the surveyed companies have chosen a particular answer.



The study determines how, by representatives of leasing companies, will change the value of financed assets in Q4 2016 comparing to Q3 2016.

## SITUATION



Source: PLA